

Dane County

2000	Population	Unemployment	Income
US	281,421,906	4.0%	\$ 37,005
WI	5,363,675	3.0%	\$ 39,800
Dane	426,526	1.3%	\$ 47,607

Madison	210,674	49%
Sun Prairie	20,391	24%
Fitchburg	20,149	
Middelton	16,176	
Stoughton	11,701	
Waunakee	9,252	
DeForest	7,231	
Verona	5,989	
McFarland	5,778	
Oregon	5,524	

845.6 feet above sea level

Expanding the Choices

Fiscal Intermediary

Consumer/Guardian is Employer
Consumer hires staff
Consumer supervises staff
Consumer recruits staff
Consumer fires staff
Consumer set wage
Consumer responsible for back-up
Health/Life/Dental insurance not included
Consumer responsible for U.C.
Workers Comp Insurance not included
Consumer purchases mandated training

Co-Employment Agency

Agency is Employer of Record
Consumer/Agency hires staff
Consumer supervises staff
Consumer recruits staff
Consumer/Agency fire staff
Consumer sets wage
Consumer responsible for back-up
Health/Life/Dental insurance available
Agency responsible for U.C
Workers Comp Insurance included
Agency provides mandated training

Provider Agency

Agency is Employer
Agency hires staff
Agency supervises staff
Agency recruits staff
Agency fires staff
Agency sets wage
Agency responsible for back-up
Health/Life/Dental insurance provided
Agency responsible for U.C
Workers Insurance Comp included
Agency provides mandated training

Guiding Principals

To do no harm

To have freedom of choice, including:

- ❖ Brokers**
- ❖ Supports**
- ❖ Providers**
- ❖ Payments**

To have the bureaucratic system be as invisible as possible

To keep the process simple

To have quality defined and assessed by the participant

Federal Government



State Government

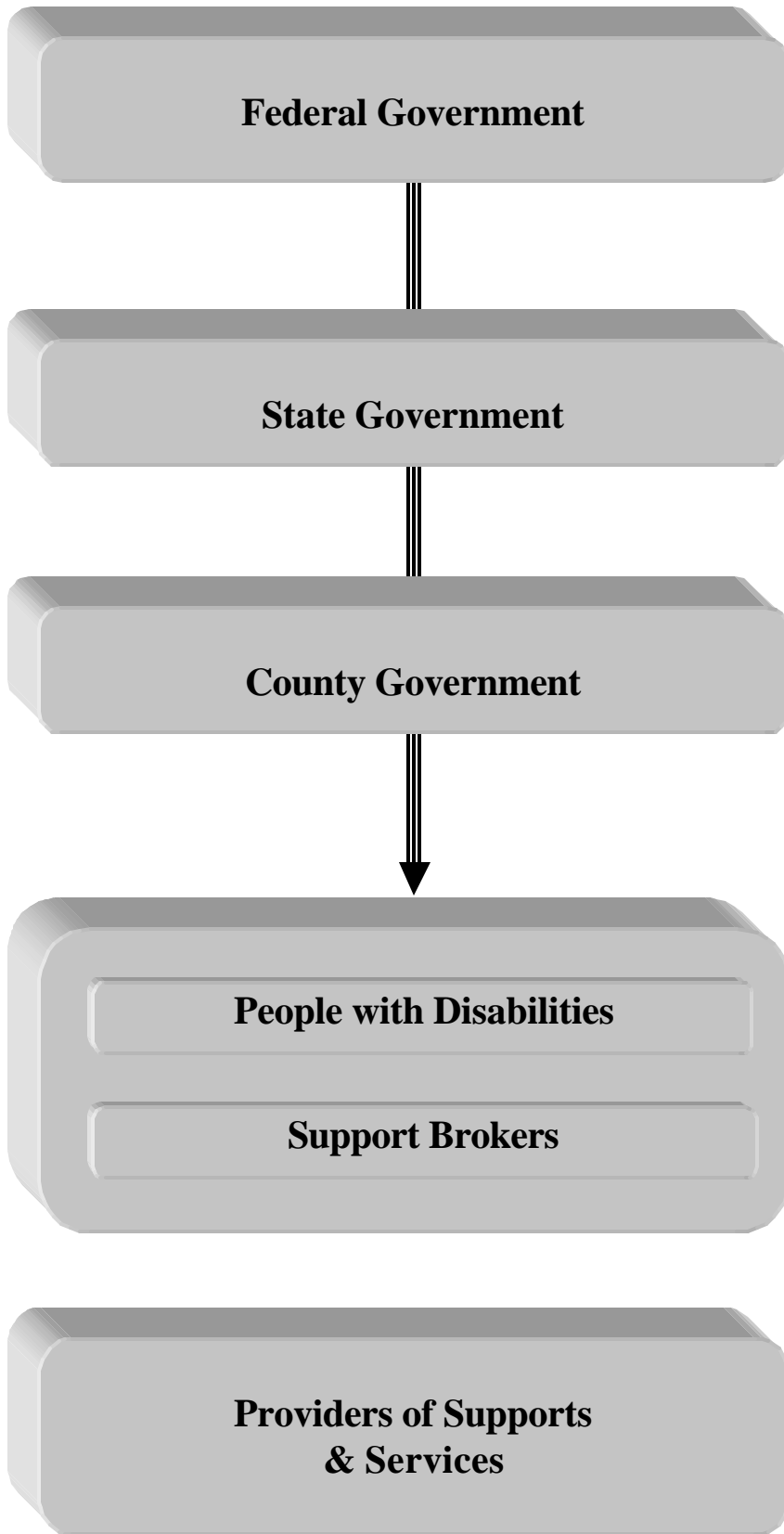


County Government

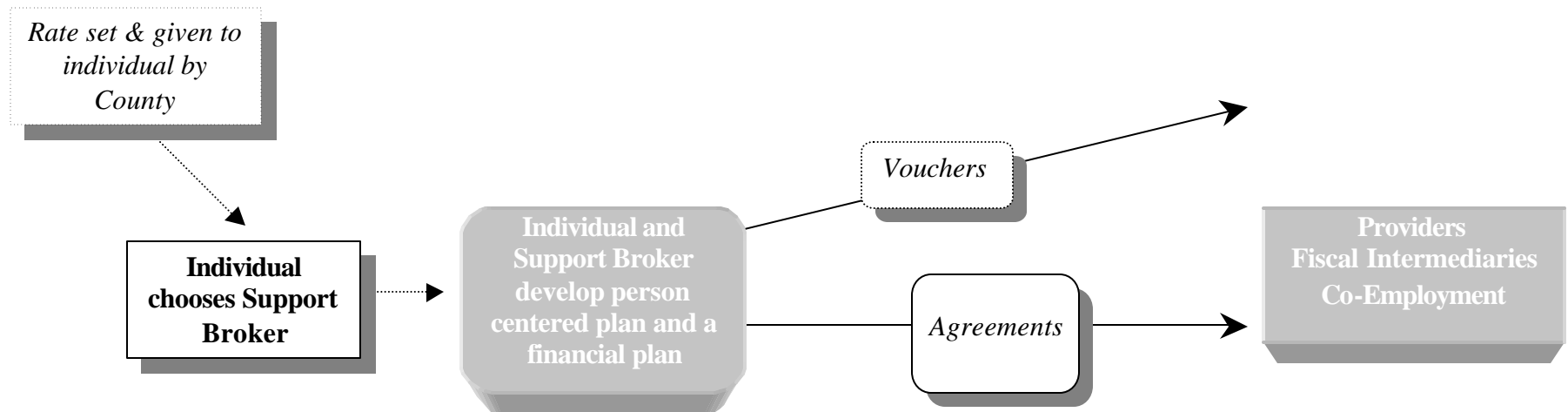


Providers
Case Managers

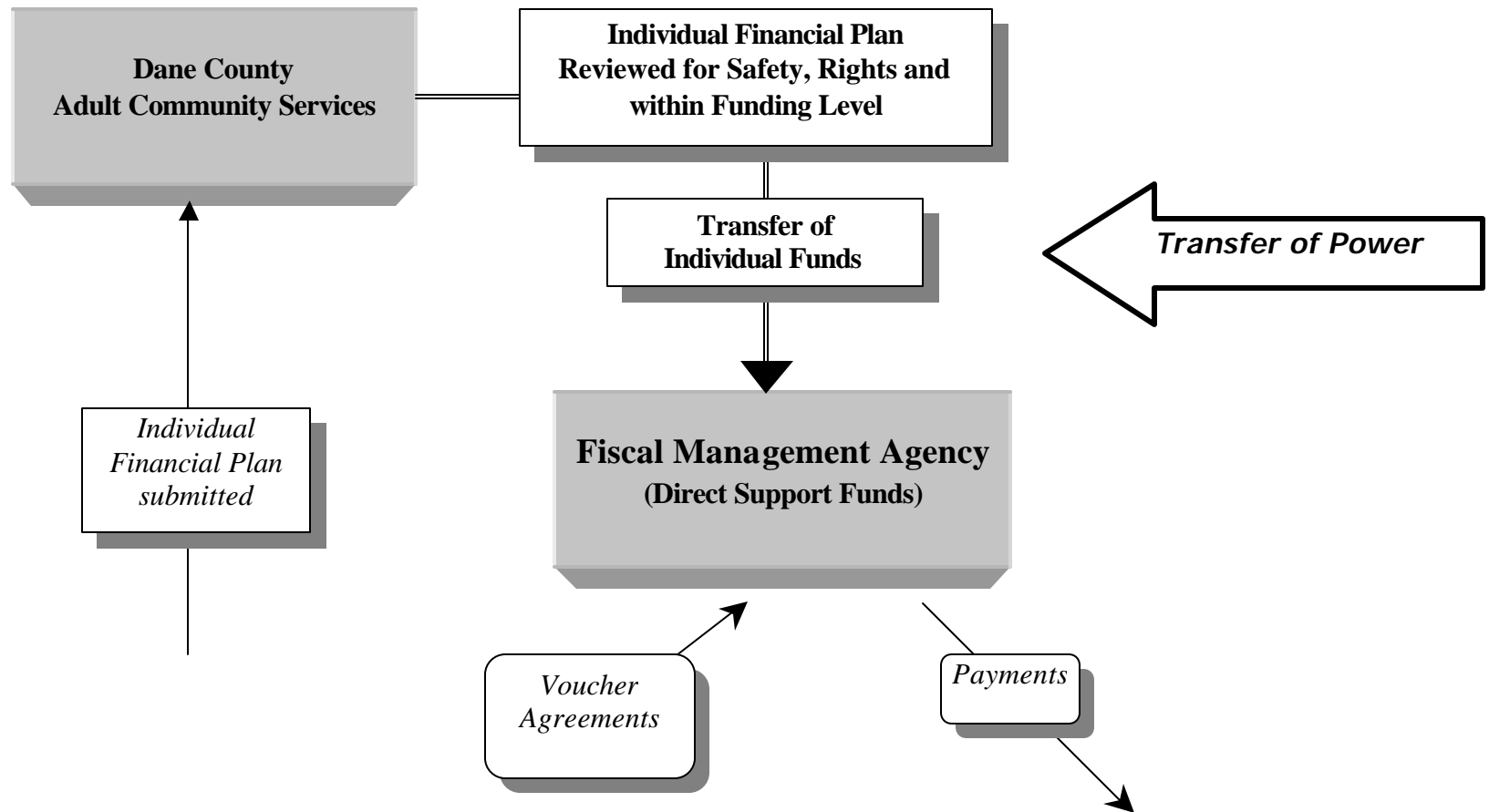
People with Disabilities



Dane County Self-Directed Supports Providing Consumer Choice



Dane County Self-Directed Supports Transfer of Funds to the Individual



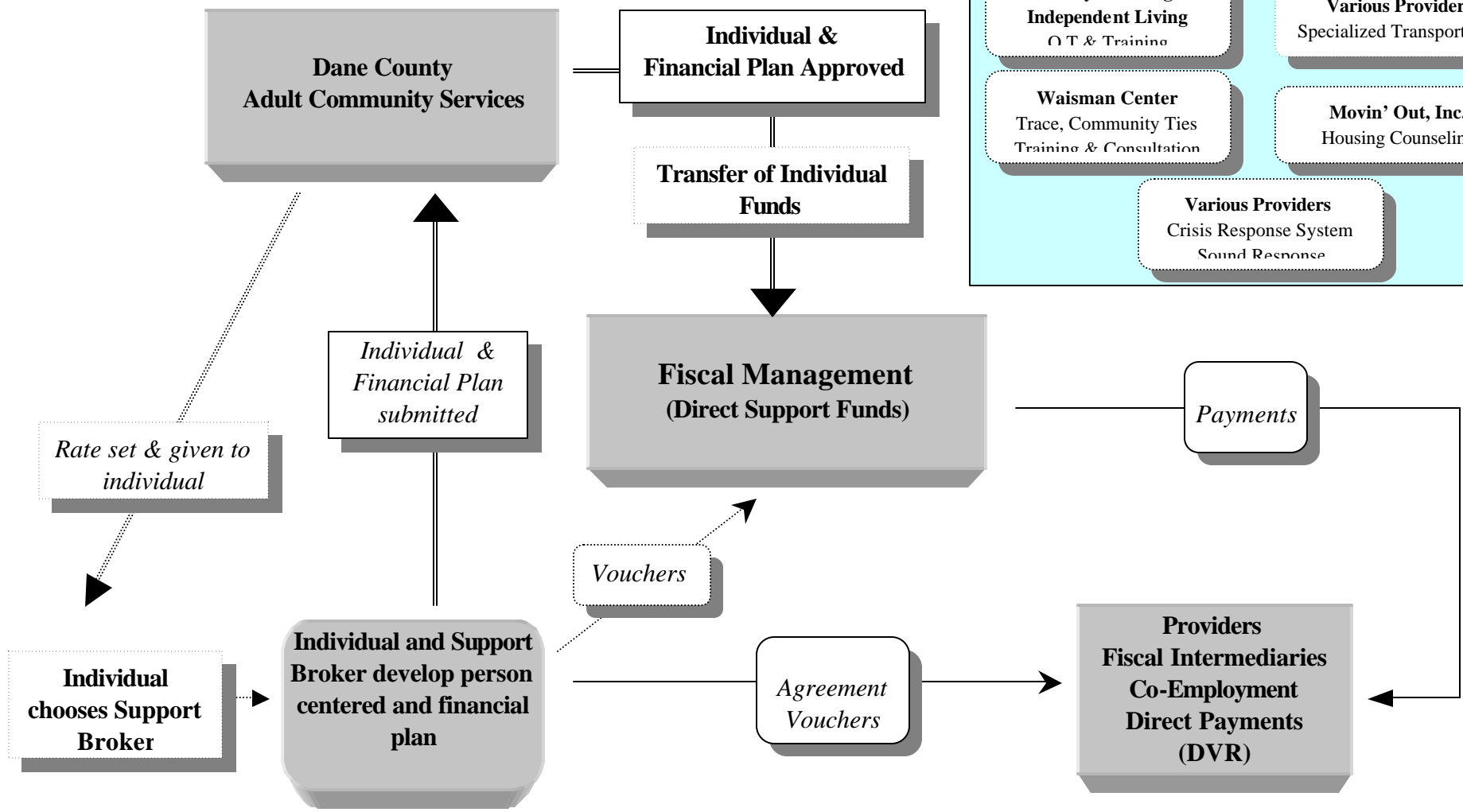


Adult Community Services
 1202 Northport Drive
 Madison, WI 53704
 (608) 242-6200

SELF DIRECTED SUPPORT FLOW CHART

Public Services

United Cerebral Palsy Assessment & Planning	Access to Independence Advocacy & Training
Mental Health Center Counseling, Groups, Psychiatric Consultation	Epilepsy Center Support Groups, Counseling
Mobility Training & Independent Living OT & Training	Various Providers Specialized Transportation
Waisman Center Trace, Community Ties Training & Consultation	Movin' Out, Inc. Housing Counseling
Various Providers Crisis Response System Sound Response	



QUALITY ASSURANCE **INITIATIVE**

CHOOSE A QA MONITOR (BROKER)

DEVELOP A PERSON CENTERED PLAN

**ASSESS/COMPARE/CONTRAST CURRENT
LIFE-PLAN WITH DESIRED LIFE-PLAN**

**REQUEST COST ANALYSIS OF CURRENT
PLAN**

**DEVELOP NEW/REVISED PLAN OF
SUPPORT BASED ON CURRENT COSTS**

SUBMIT TO COUNTY FOR APPROVAL

MONITOR NEW/REVISED PLAN

Independent Association

1. Contract Employees
2. Open Membership
3. By Laws
 - How functions
 - Code of Ethics
 - How to join
 - How to leave
4. Back-up each other for vacations, etc
5. Must follow County contract

Cooperative/Partnership

1. Employees of the ARC
2. Open Membership
3. By Laws
 - How functions
 - Code of Ethics
 - How to join
 - How to leave
4. Back-up each other for vacations, etc
5. Must follow County contract

Traditional Employer/Employee

- 1 Employees of the Agency
- 2 By Hire
- 3 Back-up each other for vacations, etc
- 4 Must Follow Agency Policies
- 5 Must follow County contract

T.J.'s, Inc.

13 Brokers

Supporting 21 people

ARC - Wisconsin

7 Brokers

Supporting 133 people

Avenues to Community

11 Brokers

Supporting 183 people

Catholic Charities

3 Brokers

Supporting 35 people

United Cerebral Palsy

6 Brokers

Supporting 119 people

Expanding the Choices

Fiscal Intermediary

Consumer/Guardian is Employer
Consumer hires staff
Consumer supervises staff
Consumer recruits staff
Consumer fires staff
Consumer set wage
Consumer responsible for back-up
Health/Life/Dental insurance not included
Consumer responsible for U.C.
Workers Comp Insurance not included
Consumer purchases mandated training

Co-Employment Agency

Agency is Employer of Record
Consumer/Agency hires staff
Consumer supervises staff
Consumer recruits staff
Consumer/Agency fire staff
Consumer sets wage
Consumer responsible for back-up
Health/Life/Dental insurance available
Agency responsible for U.C
Workers Comp Insurance included
Agency provides mandated training

Provider Agency

Agency is Employer
Agency hires staff
Agency supervises staff
Agency recruits staff
Agency fires staff
Agency sets wage
Agency responsible for back-up
Health/Life/Dental insurance provided
Agency responsible for U.C
Workers Insurance Comp included
Agency provides mandated training

Person-Centered and Individual Financial Plan Approval

DOES THE PERSON-CENTERED PLAN:

- **DEMONSTRATE THAT THE INDIVIDUAL HAD AN ACTIVE ROLE IN PLAN DEVELOPMENT?**
- **INDICATE THE INDIVIDUAL WILL BE SAFE AND PROTECTED?**
- **INDICATE THAT THE INDIVIDUAL'S RIGHTS ARE PROTECTED?**

DOES THE INDIVIDUAL FINANCIAL PLAN :

- **AGREE WITH THE PERSON-CENTERED PLAN**
- **COME IN WITHIN THE GIVEN RATE?**
- **INDICATE THAT THE INDIVIDUAL'S NEEDS WILL BE ADEQUATELY AND LEGALLY MET**

Paying for Supports Fiscal Management Agency

Provides a conduit for individual service funds to be held until accessed by people with disabilities and their Support Brokers

Prepares and distributes payments to selected service providers, either directly or through a third party payroll processor

Pays providers solely in response to the signed Agreement/Vouchers or Vouchers

Issues monthly statements indicating all disbursements made and balances remaining in the person's account.

Administrative Contracts with Provider Agencies

Dane County will continue to require purchase of service contracts for all provider agencies who receive more than \$100,000 through the fiscal management process or who provide support to more than 10 individuals.

These contracts will be administrative and will be based on a percentage (2-3%) of funds received through the fiscal management process. This will allow the County to address:

- ⇒ Minimum Standards
- ⇒ Quality Assurance
- ⇒ System Capacity
- ⇒ Initiatives
- ⇒ Emergencies

	1998	1999	2000	2001	2002
Total Number of Participants	29	136	240	351	508

Total Funding	\$314,665	\$3,204,914	\$7,904,197	\$16,464,933	\$19,570,349
----------------------	-----------	-------------	-------------	--------------	--------------

Retained Funding	Not Available	\$312,759	\$202,710	\$281,489	\$310,663
Number of Participants		116	134	169	158
Average		\$2,031	\$1,513	\$1,666	\$1,965
Maximum		\$12,025	\$12,467	\$9,496	\$9,282

Returned Funding		\$252,918	\$287,981	\$305,439	\$362,503
Number of Participants		51	86	93	98
Average		\$4,146	\$3,022	\$3,284	\$3,685
Maximum		\$12,025	\$16,034	\$12,733	\$27,863

Increased Funding		\$100,000 (estimated)	\$108,132	\$127,836	\$158,983
Number of Participants		Not Available	23	15	21
Average		Not Available	\$4,701	\$8,522	\$7,571
Maximum		Not Available	\$13,107	\$19,545	\$58,219
Minimum		Not Available	\$868	\$3,000	\$47

Net Gain		\$152,918	\$179,849	\$177,603	\$203,520
-----------------	--	-----------	-----------	-----------	-----------

Expected Outcomes

People will become the authors of their own lives and have the opportunity to personalize the support they want & need

People will maintain, strengthen and create relationships in addition to, or in some cases instead of, paid services

At the very least we will spend no more money than we would otherwise expend on services

We will reinforce to those currently satisfied with their community services, our intent to remain partners in how they obtain the support they need

We will give a clear and consistent message to all members of our communities the value we hold in the capacity of all people to be part of the natural web of relationships which is at the heart of our individual and collective quality of life.